

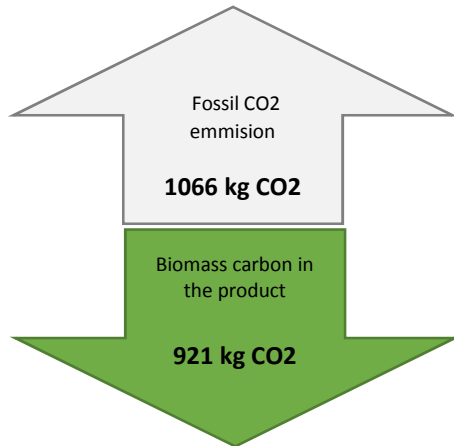
KPPP CARBON FOOTPRINT INFORMATION



Product **ArtiPress G, 65-90 g/m²**
Company **Kabel Premium Pulp & Paper GmbH**
Mill **Kabel Mill**

Information gathered from
 Date of issue

01.01.2017
 12.07.2018



1066 kg/tonne of fossil CO₂ were emitted during the manufacturing of this product.

This product contains 251 kg/tonne of biomass carbon equivalent to 921 kg/tonne of fixed CO₂.

		Fossile CO ₂ kg per tonne paper	Biogenic CO ₂ kg per tonne paper
TOE 1:	Biomass carbon removal and storage 2 in forests		0
TOE 2:	Biomass carbon in paper and board products		921
TOE 3:	Greenhouse gas emissions from paper and board products' manufacturing facilities	342	
TOE 4:	Greenhouse gas emissions associated with generating the supply of wood or recovered fibre	4	
TOE 5:	Greenhouse gas emissions associated with producing other raw materials/fuels	71	
TOE 6:	Greenhouse gas emissions associated with purchased and sold electricity, steam, heat, and hot and cold water*	627	
TOE 7:	Greenhouse gas emissions associated with transportation	23	
TOE 8:	Greenhouse gas emissions associated with product use		
TOE 9:	Greenhouse gas emissions associated with product end of life		
TOE 10:	Avoided greenhouse gas emissions(optional)		
		1066	

This Carbon Footprint has been calculated according the manual "CEPIPRINT AND CEPINFINE'S USER GUIDE TO THE CARBON FOOTPRINT OF GRAHIC PAPER".

* based on the real energy mix of Germany (2017)

More information

Contact Silke Zimmer
 Address Kabel Premium Pulp & Paper GmbH
 Schwerter Str. 263, D-58099 Hagen
 E-Mail silke.zimmer@kabelpaper.de

<p>TOE 1: Carbon sequestration in the forest For KPPP forest certification and traceability of fiber supply through certified chain of custodies ensures sustainable forest management. It ensures that carbon stocks in forests remain stable or even improve over time. However, in many cases it is difficult to isolate this effect, attributable to a specific product and forest area.</p>
<p>TOE 2: Carbon stored in the product The amount of CO₂ stored in the product is calculated according to the IPCC formula in the CEPI framework.</p>
<p>TOE 3: GHG emissions from pulp and paper production The energy sources required to process the fibers (electricity, steam, gas) including the emission in the pulp mill are taken into account. Furthermore, emissions caused by internal transport are taken into account. This is based on the current emission value of the german energy mix.</p>
<p>TOE 4: GHG emissions associated with generating the supply of wood or recovered fibre The processing of virgin fibres including thinning, harvesting and loading onto trucks is considered.</p>
<p>TOE 5: GHG emissions associated with producing other raw materials The emissions resulting out of production of all other raw materials are taken into account. Considered are only quantities with a ratio of more than 1% in the finished product. The calculation of all raw materials contained in the paper is based on to 1 tonne of finished paper.</p>
<p>TOE 6: GHG emissions associated with purchased electricity and steam This section presents the company's net energy balance. KPPP considers only the purchased energy quantities, since no energy sale takes place. This is based on the current emission value of the german energy mix.</p>
<p>TOE 7: Transport-related GHG emissions KPPP indicates which emissions are produced by transporting the raw materials from the production site to the paper mill. The focus is on these quantities, with a rate of than 1% of the finished paper. The calculation of all raw materials in the paper is extrapolated to 1 tonne of finished paper.</p>
<p>TOE 8: GHG emissions atributble to product use (e.g. printing) This element is not considered.</p>
<p>TOE 9: GHG emissions attributable to end-of-life-magment of products This element is not considered.</p>
<p>TOE 10: Avoided amissions (e.g. superior energy efficiency or carbon offsetting measures) This element is not considered.</p>

<p>TOE 1: Carbon sequestration in the forest For KPPP forest certification and traceability of fiber supply through certified chain of custodies ensures sustainable forest management. It ensures that carbon stocks in forests remain stable or even improve over time. However, in many cases it is difficult to isolate this effect, attributable to a specific product and forest area.</p>
<p>TOE 2: Carbon stored in the product The amount of CO₂ stored in the product is calculated according to the IPCC formula in the CEPI framework.</p>
<p>TOE 3: GHG emissions from pulp and paper production The energy sources required to process the fibers (electricity, steam, gas) including the emission in the pulp mill are taken into account. Furthermore, emissions caused by internal transport are taken into account. This is based on the current emission value of the german energy mix.</p>
<p>TOE 4: GHG emissions associated with generating the supply of wood or recovered fibre The processing of virgin fibres including thinning, harvesting and loading onto trucks is considered.</p>
<p>TOE 5: GHG emissions associated with producing other raw materials The emissions resulting out of production of all other raw materials are taken into account. Considered are only quantities with a ratio of more than 1% in the finished product. The calculation of all raw materials contained in the paper is based on to 1 tonne of finished paper.</p>
<p>TOE 6: GHG emissions associated with purchased electricity and steam This section presents the company's net energy balance. KPPP considers only the purchased energy quantities, since no energy sale takes place. This is based on the current emission value of the german energy mix.</p>
<p>TOE 7: Transport-related GHG emissions KPPP indicates which emissions are produced by transporting the raw materials from the production site to the paper mill. The focus is on these quantities, with a rate of than 1% of the finished paper. The calculation of all raw materials in the paper is extrapolated to 1 tonne of finished paper.</p>
<p>TOE 8: GHG emissions atributble to product use (e.g.printing) This element is not considered.</p>
<p>TOE 9: GHG emissions attributable to end-of-life-managment of products This element is not considered.</p>
<p>TOE 10: Avoided amissions (e.g. superior energy efficiency or carbon offsetting measures) This element is not considered.</p>

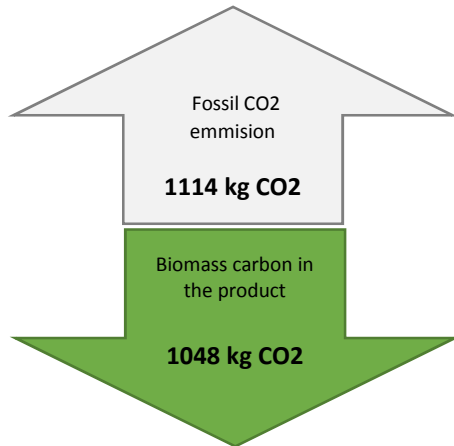
KPPP CARBON FOOTPRINT INFORMATION



Product TerraPress G, 57-70 g/m²
Company Kabel Premium Pulp & Paper GmbH
Mill Kabel Mill

Information gathered from
 Date of issue

01.01.2017
 12.07.2018



1114 kg/tonne of fossil CO₂ were emitted during the manufacturing of this product.

This product contains 286 kg/tonne of biomass carbon equivalent to 1048 kg/tonne of fixed CO₂.

		Fossile CO ₂ kg per tonne paper	Biogenic CO ₂ kg per tonne paper
TOE 1:	Biomass carbon removal and storage 2 in forests		0
TOE 2:	Biomass carbon in paper and board products		1048
TOE 3:	Greenhouse gas emissions from paper and board products' manufacturing facilities	396	
TOE 4:	Greenhouse gas emissions associated with generating the supply of wood or recovered fibre	5	
TOE 5:	Greenhouse gas emissions associated with producing other raw materials/fuels	65	
TOE 6:	Greenhouse gas emissions associated with purchased and sold electricity, steam, heat, and hot and cold water*	627	
TOE 7:	Greenhouse gas emissions associated with transportation	22	
TOE 8:	Greenhouse gas emissions associated with product use		
TOE 9:	Greenhouse gas emissions associated with product end of life		
TOE 10:	Avoided greenhouse gas emissions(optional)		
		1114	

This Carbon Footprint has been calculated according the manual "CEPIPRINT AND CEPINFINE'S USER GUIDE TO THE CARBON FOOTPRINT OF GRAHIC PAPER".

* based on the real energy mix of Germany (2017)

More information

Contact Silke Zimmer
Address Kabel Premium Pulp & Paper GmbH
 Schwerter Str. 263, D-58099 Hagen
E-Mail silke.zimmer@kabelpaper.de

<p>TOE 1: Carbon sequestration in the forest For KPPP forest certification and traceability of fiber supply through certified chain of custodies ensures sustainable forest management. It ensures that carbon stocks in forests remain stable or even improve over time. However, in many cases it is difficult to isolate this effect, attributable to a specific product and forest area.</p>
<p>TOE 2: Carbon stored in the product The amount of CO₂ stored in the product is calculated according to the IPCC formula in the CEPI framework.</p>
<p>TOE 3: GHG emissions from pulp and paper production The energy sources required to process the fibers (electricity, steam, gas) including the emission in the pulp mill are taken into account. Furthermore, emissions caused by internal transport are taken into account. This is based on the current emission value of the german energy mix.</p>
<p>TOE 4: GHG emissions associated with generating the supply of wood or recovered fibre The processing of virgin fibres including thinning, harvesting and loading onto trucks is considered.</p>
<p>TOE 5: GHG emissions associated with producing other raw materials The emissions resulting out of production of all other raw materials are taken into account. Considered are only quantities with a ratio of more than 1% in the finished product. The calculation of all raw materials contained in the paper is based on to 1 tonne of finished paper.</p>
<p>TOE 6: GHG emissions associated with purchased electricity and steam This section presents the company's net energy balance. KPPP considers only the purchased energy quantities, since no energy sale takes place. This is based on the current emission value of the german energy mix.</p>
<p>TOE 7: Transport-related GHG emissions KPPP indicates which emissions are produced by transporting the raw materials from the production site to the paper mill. The focus is on these quantities, with a rate of than 1% of the finished paper. The calculation of all raw materials in the paper is extrapolated to 1 tonne of finished paper.</p>
<p>TOE 8: GHG emissions atributble to product use (e.g. printing) This element is not considered.</p>
<p>TOE 9: GHG emissions attributable to end-of-life-magment of products This element is not considered.</p>
<p>TOE 10: Avoided amissions (e.g. superior energy efficiency or carbon offsetting measures) This element is not considered.</p>

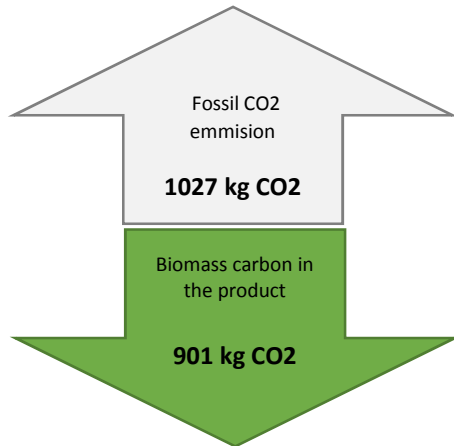
KPPP CARBON FOOTPRINT INFORMATION



Product TerraPress O, 57-90 g/m²
Company Kabel Premium Pulp & Paper GmbH
Mill Kabel Mill

Information gathered from
 Date of issue

01.01.2017
 12.07.2018



998 kg/tonne of fossil CO₂ were emitted during the manufacturing of this product.

This product contains 246 kg/tonne of biomass carbon equivalent to 901 kg/tonne of fixed CO₂.

		Fossile CO ₂ kg per tonne paper	Biogenic CO ₂ kg per tonne paper
TOE 1:	Biomass carbon removal and storage 2 in forests		0
TOE 2:	Biomass carbon in paper and board products		901
TOE 3:	Greenhouse gas emissions from paper and board products' manufacturing facilities	342	
TOE 4:	Greenhouse gas emissions associated with generating the supply of wood or recovered fibre	4	
TOE 5:	Greenhouse gas emissions associated with producing other raw materials/fuels	44	
TOE 6:	Greenhouse gas emissions associated with purchased and sold electricity, steam, heat, and hot and cold water*	587	
TOE 7:	Greenhouse gas emissions associated with transportation	22	
TOE 8:	Greenhouse gas emissions associated with product use		
TOE 9:	Greenhouse gas emissions associated with product end of life		
TOE 10:	Avoided greenhouse gas emissions(optional)		
		998	

This Carbon Footprint has been calculated according the manual "CEPIPRINT AND CEPINFINE'S USER GUIDE TO THE CARBON FOOTPRINT OF GRAHIC PAPER".

* based on the real energy mix of Germany (2017)

More information

Contact Silke Zimmer
 Address Kabel Premium Pulp & Paper GmbH
 Schwerter Str. 263, D-58099 Hagen
 E-Mail silke.zimmer@kabelpaper.de

KPPP CARBON FOOTPRINT INFORMATION



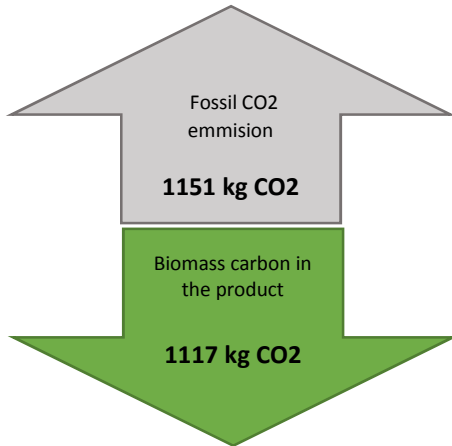
TOE 1: Carbon sequestration in the forest For KPPP forest certification and traceability of fiber supply through certified chain of custodies ensures sustainable forest management. It ensures that carbon stocks in forests remain stable or even improve over time. However, in many cases it is difficult to isolate this effect, attributable to a specific product and forest area.
TOE 2: Carbon stored in the product The amount of CO ₂ stored in the product is calculated according to the IPCC formula in the CEPI framework.
TOE 3: GHG emissions from pulp and paper production The energy sources required to process the fibers (electricity, steam, gas) including the emission in the pulp mill are taken into account. Furthermore, emissions caused by internal transport are taken into account. This is based on the current emission value of the german energy mix.
TOE 4: GHG emissions associated with generating the supply of wood or recovered fibre The processing of virgin fibres including thinning, harvesting and loading onto trucks is considered.
TOE 5: GHG emissions associated with producing other raw materials The emissions resulting out of production of all other raw materials are taken into account. Considered are only quantities with a ratio of more than 1% in the finished product. The calculation of all raw materials contained in the paper is based on to 1 tonne of finished paper.
TOE 6: GHG emissions associated with purchased electricity and steam This section presents the company's net energy balance. KPPP considers only the purchased energy quantities, since no energy sale takes place. This is based on the current emission value of the german energy mix.
TOE 7: Transport-related GHG emissions KPPP indicates which emissions are produced by transporting the raw materials from the production site to the paper mill. The focus is on these quantities, with a rate of than 1% of the finished paper. The calculation of all raw materials in the paper is extrapolated to 1 tonne of finished paper.
TOE 8: GHG emissions atributble to product use (e.g. printing) This element is not considered.
TOE 9: GHG emissions attributable to end-of-life-magment of products This element is not considered.
TOE 10: Avoided amissions (e.g. superior energy efficiency or carbon offsetting measures) This element is not considered.

KPPP CARBON FOOTPRINT INFORMATION

Product NeoPress G, 39 - 48 g/m²
Company Kabel Premium Pulp & Paper GmbH
Mill Kabel Mill



Information gathered from 01.01.2017
 Date of issue 12.07.2018



1151 kg/tonne of fossil CO2 were emitted during the manufacturing of this product.

This product contains 305 kg/tonne of biomass carbon equivalent to 1117 kg/tonne of fixed CO2.

		Fossile CO2 kg per tonne paper	Biogenic CO2 kg per tonne paper
TOE 1:	Biomass carbon removal and storage 2 in forests		0
TOE 2:	Biomass carbon in paper and board products		1117
TOE 3:	Greenhouse gas emissions from paper and board products' manufacturing facilities	419	
TOE 4:	Greenhouse gas emissions associated with generating the supply of wood or recovered fibre	5	
TOE 5:	Greenhouse gas emissions associated with producing other raw materials/fuels	72	
TOE 6:	Greenhouse gas emissions associated with purchased and sold electricity, steam, heat, and hot and cold water*	627	
TOE 7:	Greenhouse gas emissions associated with transportation	29	
TOE 8:	Greenhouse gas emissions associated with product use		
TOE 9:	Greenhouse gas emissions associated with product end of life		
TOE 10:	Avoided greenhouse gas emissions(optional)		
		1151	

This Carbon Footprint has been calculated according the manual "CEPIPRINT AND CEPIFINE'S USER GUIDE TO THE CARBON FOOTPRINT OF GRAHIC PAPER".

* based on the real energy mix of Germany (2017)

More information

Contact Silke Zimmer
 Address Kabel Premium Pulp & Paper GmbH
 Schwerter Str. 263, D-58099 Hagen
 E-Mail silke.zimmer@kabelpaper.de

KPPP CARBON FOOTPRINT INFORMATION



TOE 1: Carbon sequestration in the forest For KPPP forest certification and traceability of fiber supply through certified chain of custodies ensures sustainable forest management. It ensures that carbon stocks in forests remain stable or even improve over time. However, in many cases it is difficult to isolate this effect, attributable to a specific product and forest area.
TOE 2: Carbon stored in the product The amount of CO ₂ stored in the product is calculated according to the IPCC formula in the CEPI framework.
TOE 3: GHG emissions from pulp and paper production The energy sources required to process the fibers (electricity, steam, gas) including the emission in the pulp mill are taken into account. Furthermore, emissions caused by internal transport are taken into account. This is based on the current emission value of the german energy mix.
TOE 4: GHG emissions associated with generating the supply of wood or recovered fibre The processing of virgin fibres including thinning, harvesting and loading onto trucks is considered.
TOE 5: GHG emissions associated with producing other raw materials The emissions resulting out of production of all other raw materials are taken into account. Considered are only quantities with a ratio of more than 1% in the finished product. The calculation of all raw materials contained in the paper is based on to 1 tonne of finished paper.
TOE 6: GHG emissions associated with purchased electricity and steam This section presents the company's net energy balance. KPPP considers only the purchased energy quantities, since no energy sale takes place. This is based on the current emission value of the german energy mix.
TOE 7: Tranport-related GHG emissions KPPP indicates which emissions are produced by transporting the raw materials from the production site to the paper mill. The focus is on these quantities, with a rate of than 1% of the finished paper. The calculation of all raw materials in the paper is extrapolated to 1 tonne of finished paper.
TOE 8: GHG emissions atributble to product use (e.g.printing) This element is not considered.
TOE 9: GHG emissions attributable to end-of-life-managment of products This element is not considered.
TOE 10: Avoided amissions (e.g. superior energy efficiency or carbon offsetting measures) This element is not considered.

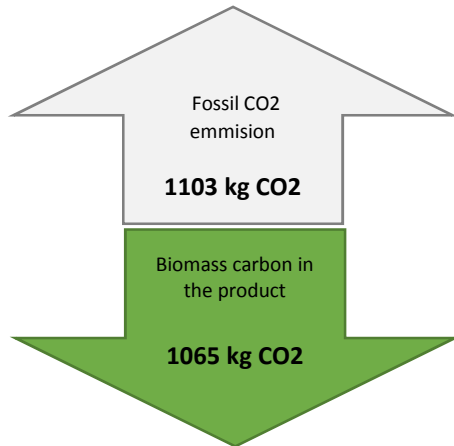
KPPP CARBON FOOTPRINT INFORMATION



Product NeoPress G, 51 - 65 g/m²
Company Kabel Premium Pulp & Paper GmbH
Mill Kabel Mill

Information gathered from
 Date of issue

01.01.2017
 12.07.2018



1103 kg/tonne of fossil CO₂ were emitted during the manufacturing of this product.

This product contains 290 kg/tonne of biomass carbon equivalent to 1065 kg/tonne of fixed CO₂.

		Fossile CO ₂ kg per tonne paper	Biogenic CO ₂ kg per tonne paper
TOE 1:	Biomass carbon removal and storage 2 in forests		0
TOE 2:	Biomass carbon in paper and board products		1065
TOE 3:	Greenhouse gas emissions from paper and board products' manufacturing facilities	385	
TOE 4:	Greenhouse gas emissions associated with generating the supply of wood or recovered fibre	5	
TOE 5:	Greenhouse gas emissions associated with producing other raw materials/fuels	65	
TOE 6:	Greenhouse gas emissions associated with purchased and sold electricity, steam, heat, and hot and cold water*	627	
TOE 7:	Greenhouse gas emissions associated with transportation	22	
TOE 8:	Greenhouse gas emissions associated with product use		
TOE 9:	Greenhouse gas emissions associated with product end of life		
TOE 10:	Avoided greenhouse gas emissions(optional)		
		1103	

This Carbon Footprint has been calculated according the manual "CEPIPRINT AND CEPINFINE'S USER GUIDE TO THE CARBON FOOTPRINT OF GRAHIC PAPER".

* based on the real energy mix of Germany (2017)

More information

Contact Silke Zimmer
 Address Kabel Premium Pulp & Paper GmbH
 Schwerter Str. 263, D-58099 Hagen
 E-Mail silke.zimmer@kabelpaper.de

<p>TOE 1: Carbon sequestration in the forest For KPPP forest certification and traceability of fiber supply through certified chain of custodies ensures sustainable forest management. It ensures that carbon stocks in forests remain stable or even improve over time. However, in many cases it is difficult to isolate this effect, attributable to a specific product and forest area.</p>
<p>TOE 2: Carbon stored in the product The amount of CO₂ stored in the product is calculated according to the IPCC formula in the CEPI framework.</p>
<p>TOE 3: GHG emissions from pulp and paper production The energy sources required to process the fibers (electricity, steam, gas) including the emission in the pulp mill are taken into account. Furthermore, emissions caused by internal transport are taken into account. This is based on the current emission value of the german energy mix.</p>
<p>TOE 4: GHG emissions associated with generating the supply of wood or recovered fibre The processing of virgin fibres including thinning, harvesting and loading onto trucks is considered.</p>
<p>TOE 5: GHG emissions associated with producing other raw materials The emissions resulting out of production of all other raw materials are taken into account. Considered are only quantities with a ratio of more than 1% in the finished product. The calculation of all raw materials contained in the paper is based on to 1 tonne of finished paper.</p>
<p>TOE 6: GHG emissions associated with purchased electricity and steam This section presents the company's net energy balance. KPPP considers only the purchased energy quantities, since no energy sale takes place. This is based on the current emission value of the german energy mix.</p>
<p>TOE 7: Transport-related GHG emissions KPPP indicates which emissions are produced by transporting the raw materials from the production site to the paper mill. The focus is on these quantities, with a rate of than 1% of the finished paper. The calculation of all raw materials in the paper is extrapolated to 1 tonne of finished paper.</p>
<p>TOE 8: GHG emissions atributble to product use (e.g. printing) This element is not considered.</p>
<p>TOE 9: GHG emissions attributable to end-of-life-magment of products This element is not considered.</p>
<p>TOE 10: Avoided amissions (e.g. superior energy efficiency or carbon offsetting measures) This element is not considered.</p>

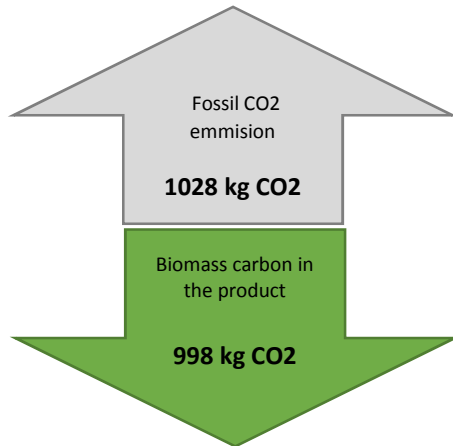
KPPP CARBON FOOTPRINT INFORMATION



Product TerraPrint, 65-90 g/m²
Company Kabel Premium Pulp & Paper GmbH
Mill Kabel Mill

Information gathered from
 Date of issue

01.01.2017
 12.07.2018



1000 kg/tonne of fossil CO₂ were emitted during the manufacturing of this product.

This product contains 272 kg/tonne of biomass carbon equivalent to 998 kg/tonne of fixed CO₂.

		Fossile CO ₂ kg per tonne paper	Biogenic CO ₂ kg per tonne paper
TOE 1:	Biomass carbon removal and storage 2 in forests		0
TOE 2:	Biomass carbon in paper and board products		998
TOE 3:	Greenhouse gas emissions from paper and board products' manufacturing facilities	342	
TOE 4:	Greenhouse gas emissions associated with generating the supply of wood or recovered fibre	5	
TOE 5:	Greenhouse gas emissions associated with producing other raw materials/fuels	46	
TOE 6:	Greenhouse gas emissions associated with purchased and sold electricity, steam, heat, and hot and cold water*	587	
TOE 7:	Greenhouse gas emissions associated with transportation	20	
TOE 8:	Greenhouse gas emissions associated with product use		
TOE 9:	Greenhouse gas emissions associated with product end of life		
TOE 10:	Avoided greenhouse gas emissions(optional)		
		1000	

This Carbon Footprint has been calculated according the manual "CEPIPRINT AND CEPINFINE'S USER GUIDE TO THE CARBON FOOTPRINT OF GRAHIC PAPER".

* based on the real energy mix of Germany (2017)

More information

Contact Silke Zimmer
 Address Kabel Premium Pulp & Paper GmbH
 Schwerter Str. 263, D-58099 Hagen
 E-Mail silke.zimmer@kabelpaper.de

<p>TOE 1: Carbon sequestration in the forest For KPPP forest certification and traceability of fiber supply through certified chain of custodies ensures sustainable forest management. It ensures that carbon stocks in forests remain stable or even improve over time. However, in many cases it is difficult to isolate this effect, attributable to a specific product and forest area.</p>
<p>TOE 2: Carbon stored in the product The amount of CO₂ stored in the product is calculated according to the IPCC formula in the CEPI framework.</p>
<p>TOE 3: GHG emissions from pulp and paper production The energy sources required to process the fibers (electricity, steam, gas) including the emission in the pulp mill are taken into account. Furthermore, emissions caused by internal transport are taken into account. This is based on the current emission value of the german energy mix.</p>
<p>TOE 4: GHG emissions associated with generating the supply of wood or recovered fibre The processing of virgin fibres including thinning, harvesting and loading onto trucks is considered.</p>
<p>TOE 5: GHG emissions associated with producing other raw materials The emissions resulting out of production of all other raw materials are taken into account. Considered are only quantities with a ratio of more than 1% in the finished product. The calculation of all raw materials contained in the paper is based on to 1 tonne of finished paper.</p>
<p>TOE 6: GHG emissions associated with purchased electricity and steam This section presents the company's net energy balance. KPPP considers only the purchased energy quantities, since no energy sale takes place. This is based on the current emission value of the german energy mix.</p>
<p>TOE 7: Transport-related GHG emissions KPPP indicates which emissions are produced by transporting the raw materials from the production site to the paper mill. The focus is on these quantities, with a rate of than 1% of the finished paper. The calculation of all raw materials in the paper is extrapolated to 1 tonne of finished paper.</p>
<p>TOE 8: GHG emissions atributble to product use (e.g. printing) This element is not considered.</p>
<p>TOE 9: GHG emissions attributable to end-of-life-magment of products This element is not considered.</p>
<p>TOE 10: Avoided amissions (e.g. superior energy efficiency or carbon offsetting measures) This element is not considered.</p>

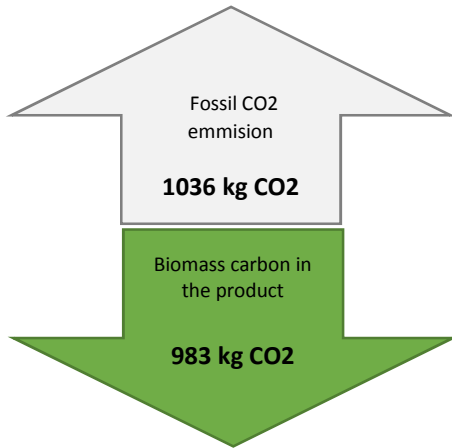
KPPP CARBON FOOTPRINT INFORMATION

Product Terra Print Premium, 65-90 g/m²
Company Kabel Premium Pulp & Paper GmbH
Mill Kabel Mill



Information gathered from
 Date of issue

01.01.2017
 12.07.2018



1036 kg/tonne of fossil CO₂ were emitted during the manufacturing of this product.

This product contains 268 kg/tonne of biomass carbon equivalent to 983 kg/tonne of fixed CO₂.

		Fossile CO ₂ kg per tonne paper	Biogenic CO ₂ kg per tonne paper
TOE 1:	Biomass carbon removal and storage 2 in forests		0
TOE 2:	Biomass carbon in paper and board products		983
TOE 3:	Greenhouse gas emissions from paper and board products' manufacturing facilities	375	
TOE 4:	Greenhouse gas emissions associated with generating the supply of wood or recovered fibre	4	
TOE 5:	Greenhouse gas emissions associated with producing other raw materials/fuels	50	
TOE 6:	Greenhouse gas emissions associated with purchased and sold electricity, steam, heat, and hot and cold water*	587	
TOE 7:	Greenhouse gas emissions associated with transportation	20	
TOE 8:	Greenhouse gas emissions associated with product use		
TOE 9:	Greenhouse gas emissions associated with product end of life		
TOE 10:	Avoided greenhouse gas emissions(optional)		
		1036	

This Carbon Footprint has been calculated according the manual "CEPIPRINT AND CEPINFINE'S USER GUIDE TO THE CARBON FOOTPRINT OF GRAHIC PAPER".

* based on the real energy mix of Germany (2017)

More information

Contact Silke Zimmer
Address Kabel Premium Pulp & Paper GmbH
 Schwerter Str. 263, D-58099 Hagen
E-Mail silke.zimmer@kabelpaper.de

<p>TOE 1: Carbon sequestration in the forest For KPPP forest certification and traceability of fiber supply through certified chain of custodies ensures sustainable forest management. It ensures that carbon stocks in forests remain stable or even improve over time. However, in many cases it is difficult to isolate this effect, attributable to a specific product and forest area.</p>
<p>TOE 2: Carbon stored in the product The amount of CO₂ stored in the product is calculated according to the IPCC formula in the CEPI framework.</p>
<p>TOE 3: GHG emissions from pulp and paper production The energy sources required to process the fibers (electricity, steam, gas) including the emission in the pulp mill are taken into account. Furthermore, emissions caused by internal transport are taken into account. This is based on the current emission value of the german energy mix.</p>
<p>TOE 4: GHG emissions associated with generating the supply of wood or recovered fibre The processing of virgin fibres including thinning, harvesting and loading onto trucks is considered.</p>
<p>TOE 5: GHG emissions associated with producing other raw materials The emissions resulting out of production of all other raw materials are taken into account. Considered are only quantities with a ratio of more than 1% in the finished product. The calculation of all raw materials contained in the paper is based on to 1 tonne of finished paper.</p>
<p>TOE 6: GHG emissions associated with purchased electricity and steam This section presents the company's net energy balance. KPPP considers only the purchased energy quantities, since no energy sale takes place. This is based on the current emission value of the german energy mix.</p>
<p>TOE 7: Transport-related GHG emissions KPPP indicates which emissions are produced by transporting the raw materials from the production site to the paper mill. The focus is on these quantities, with a rate of than 1% of the finished paper. The calculation of all raw materials in the paper is extrapolated to 1 tonne of finished paper.</p>
<p>TOE 8: GHG emissions atributble to product use (e.g.printing) This element is not considered.</p>
<p>TOE 9: GHG emissions attributable to end-of-life-managment of products This element is not considered.</p>
<p>TOE 10: Avoided amissions (e.g. superior energy efficiency or carbon offsetting measures) This element is not considered.</p>